

Surface Mount Schottky Barrier Rectifier

FEATURES

- Low power loss, high efficiency
- Ideal for automated placement
- Guardring for overvoltage protection
- High surge current capability
- Moisture sensitivity level : level 1, per J-STD-020
- Compliant to RoHS Directive 2011/65/EU and in accordance to WEEE 2002/96/EC
- Halogen-free according to IEC 61249-2-21 definition


Sub SMA

MECHANICAL DATA

Case : Sub SMA

Molding compound, UL flammability classification rating 94V-0

Base P/N with suffix "G" on packing code - halogen-free, RoHS compliant

Terminal : Matte tin plated leads, solderable per JESD22-B102

Meet JESD 201 class 1A whisker test

Polarity : Indicated by cathode band

Weight : 0.019 gram (approximately)

MAXIMUM RATINGS AND ELECTRICAL CHARACTERISTICS (T _A =25°C unless otherwise noted)			
PARAMETER	SYMBOL	SS34L	UNIT
Marking code		34L	
Maximum repetitive peak reverse voltage	V _{RRM}	40	V
Maximum RMS voltage	V _{RMS}	28	V
Maximum DC blocking voltage	V _{DC}	40	V
Maximum average forward rectified current	I _{F(AV)}	3	A
Peak forward surge current, 8.3 ms single half sine-wave superimposed on rated load	I _{FSM}	80	A
Maximum instantaneous forward voltage (Note 1) I _F = 3 A	V _F	0.5	V
Maximum reverse current @ rated VR T _J =25 °C T _J =125 °C	I _R	0.5 60	mA
Voltage rate of change (Rated V _R)	dV/dt	10000	V/us
Typical thermal resistance	R _{θJC} R _{θJA}	30 60	°C/W
Operating junction temperature range	T _J	- 55 to + 125	°C
Storage temperature range	T _{STG}	- 55 to + 150	°C

Note 1 : Pulse test with PW=300u sec, 1% duty cycle

ORDERING INFORMATION				
PART NO.	PACKING CODE	GREEN COMPOUND CODE	PACKAGE	PACKING
SS34L	RU	Suffix "G"	Sub SMA	1800 / 7" Plastic reel (8mm tape)
	RV		Sub SMA	3000 / 7" Plastic reel (8mm tape)
	RT		Sub SMA	7500 / 13" Paper reel (8mm tape)
	MT		Sub SMA	7500 / 13" Plastic reel (8mm tape)
	RQ		Sub SMA	10000 / 13" Paper reel (8mm tape)
	MQ		Sub SMA	10000 / 13" Plastic reel (8mm tape)
	R3		Sub SMA	1800 / 7" Plastic reel (12mm tape)
	RF		Sub SMA	3000 / 7" Plastic reel (12mm tape)
	R2		Sub SMA	7500 / 13" Paper reel (12mm tape)
	M2		Sub SMA	7500 / 13" Plastic reel (12mm tape)
	RH		Sub SMA	10000 / 13" Paper reel (12mm tape)
	MH		Sub SMA	10000 / 13" Plastic reel (12mm tape)

EXAMPLE				
PREFERRED P/N	PART NO.	PACKING CODE	GREEN COMPOUND CODE	DESCRIPTION
SS34L RU	SS34L	RU		
SS34L RUG	SS34L	RU	G	Green compound

RATINGS AND CHARACTERISTICS CURVES

(TA=25°C unless otherwise noted)

FIG.1 FORWARD CURRENT DERATING CURVE

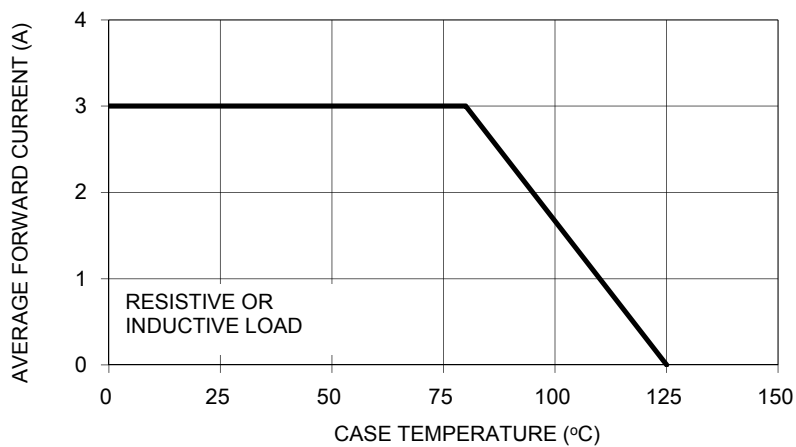


FIG. 2 MAXIMUM NON-REPETITIVE FORWARD SURGE CURRENT

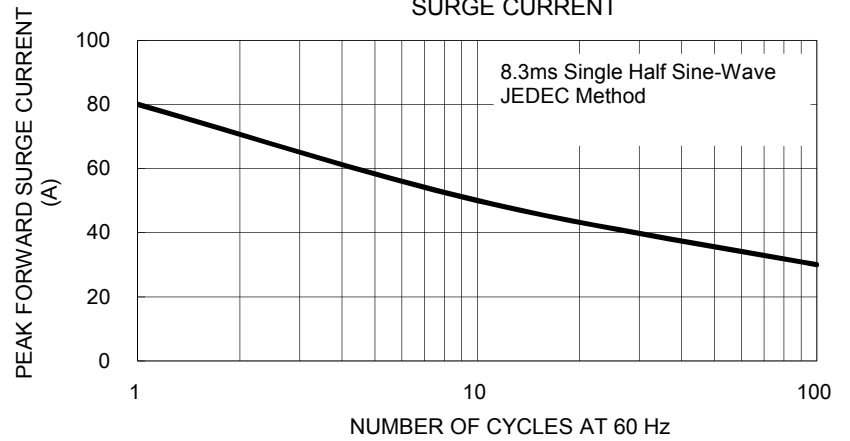


FIG. 3 TYPICAL FORWARD CHARACTERISTICS

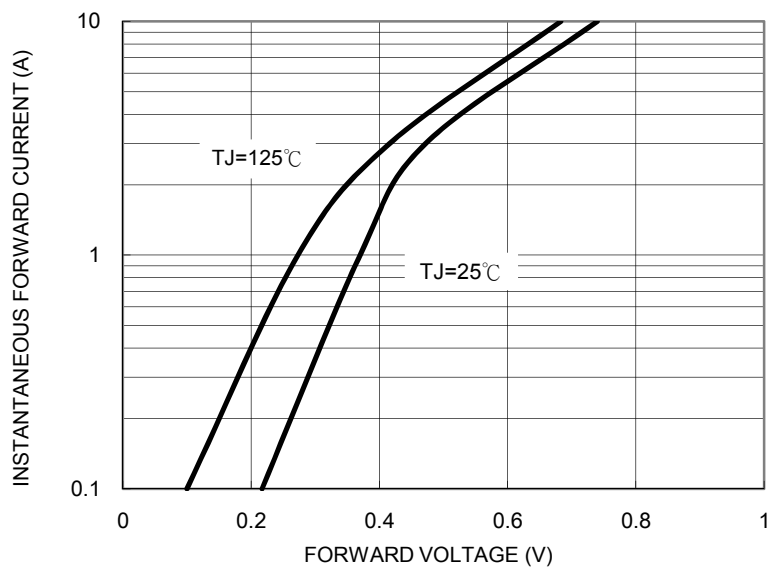


FIG. 4 TYPICAL REVERSE CHARACTERISTICS

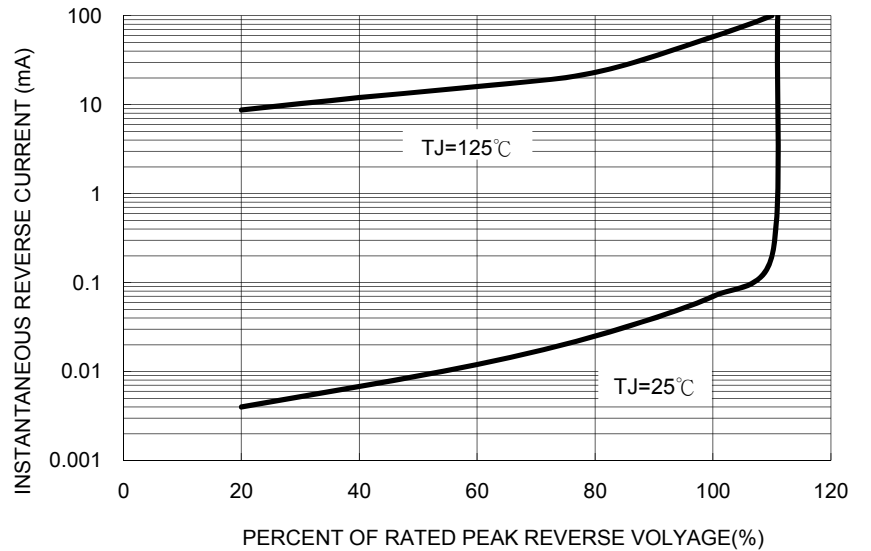
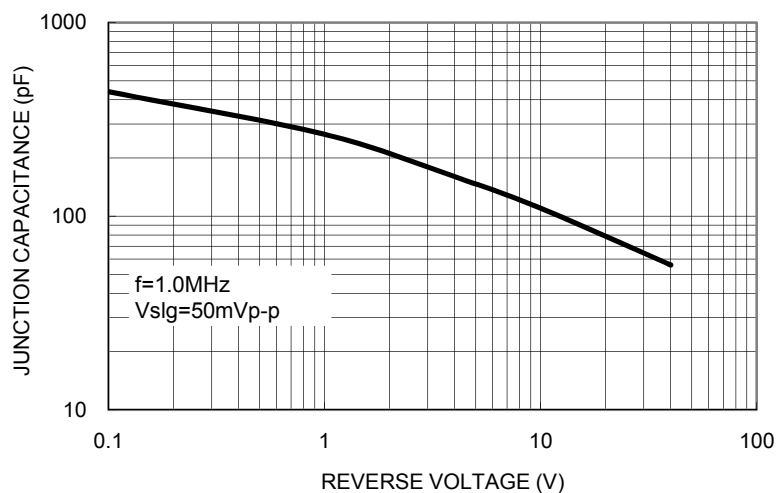
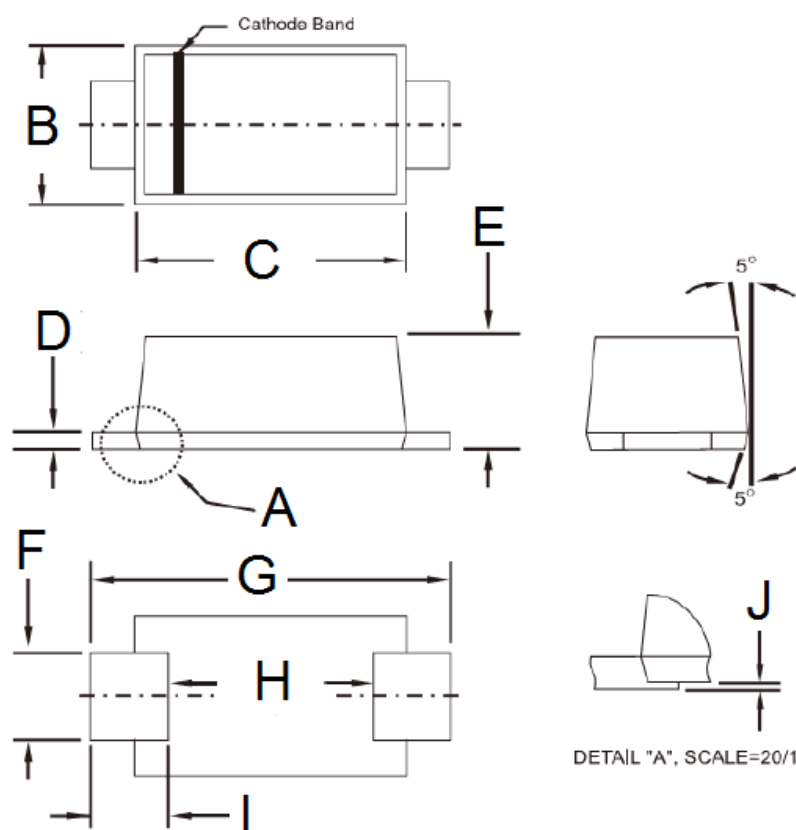


FIG. 5 TYPICAL JUNCTION CAPACITANCE

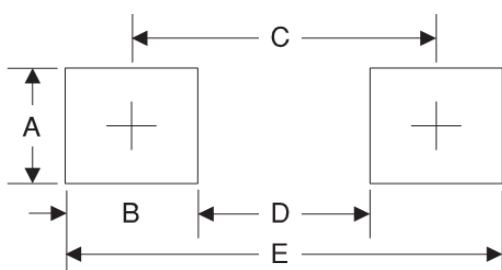


PACKAGE OUTLINE DIMENSIONS



DIM.	Unit(mm)		Unit(inch)	
	Min	Max	Min	Max
B	1.70	1.90	0.067	0.075
C	2.70	2.90	0.106	0.114
D	0.16	0.30	0.006	0.012
E	1.23	1.43	0.048	0.056
F	0.80	1.20	0.031	0.047
G	3.40	3.80	0.134	0.150
H	2.45	2.60	0.096	0.102
I	0.35	0.85	0.014	0.033
J	0.00	0.10	0.000	0.004

SUGGESTED PAD LAYOUT



Symbol	Unit(mm)
A	1.4
B	1.2
C	3.1
D	1.9
E	4.3

MARKING DIAGRAM



- P/N = Marking Code
- G = Green Compound
- YW = Date Code
- F = Factory Code